

Orchard Nursery Learning Focus Share Spring 3


We hope you all had a wonderful half term break. It has been lovely to have our children back in nursery. It is always lovely to hear or be shown their experiences in their way, through their words, actions, or pictures.

Let us have a look at what has been happening in nursery so far this term...




The first thing the children and grown-ups at nursery noticed was how much the daffodils have grown. Children used their knowledge of mathematical concepts to explain how the daffodils had changed and learning new vocabulary such as taller, flower, stem, petal. 'They bigger,' 'flower,' 'it pretty', along with counting the petals. Some children's initial instinct was to pick the flowers so it has also given the opportunity to talk about if we leave them, we can watch them grow and enjoy their bloom and beauty every day and how if we picked them, they would die and not be here anymore for us all to look at.

When we took a closer look we could see the growth of a daffodil bud at various stages, and children could see how it slowly opens to become a daffodil flower.



We also looked at the buds beginning to grow on the trees in nursery. It is wonderful to explore and notice the changes happening around us especially the signs of new life growing at Springtime.




When having snack at family time, some children were really interested in the seeds they saw when we cut up apples for children to have. We talked about what would happen to the seed if we planted it, 'a tree' a child said, so we decided to plant some apple seeds and orange seeds to see what happens.



The wet weather continues, and some children are really enjoying wading in the puddles created on the playground, adding more resources such as the half pipes, boats, watering cans, pans, and cake trays. Children have been filling up the jugs and then using the jugs to fill up the watering can, exploring capacity. While others have been putting boats at the top of the half pipes and seeing how much water is needed to get the boat to the bottom and onto the puddle. Children have also been exploring floating and sinking. Boats float, cars sink we have heard within the investigations.

Some children extended their play of sand and making tracks. They were curious about sand, water and what the truck tracks would look like when water was added, so they independently used the diggers to move some sand into an empty tray and then used the diggers to transport water from the sink. They then drove the diggers through it all to mix it up. They noticed the tracks looked different and did not stay in the same way as they did in the sand. They noticed that if they put the wet diggers back in the sand that the dry sand was sticking to it, so they washed the sand off in the sink and then did it again but this time put the digger in the sand and water and noticed the sand came off this way too. Great exploration and curiosity led play.



It has been brilliant to see how children beginning to use their experiences and imagination in their play by using the loose parts we have in the garden, to make things like cars, boats, aeroplanes as part of their play. Here we have a pirate ship, they are sailing to the pirate shop for chocolate and then setting out to find treasure.

Children have been enjoying funnels, different sized scoops, little boats, and the colander in the water. The colander has been extremely popular, and it was amazing to see children independently taking turns and using strategies such as a sand timer to facilitate this, with little support needed. Children were noticing how when the colander was full, water was coming out of all the holes and as the colander emptied, the water was coming out of the bottom holes. They watched how the colander filled up but only to the level of the water they could not fill it up more than that despite how much water they poured into it, so they filled the sink up more. Amazing problem solving. They noticed how the colander was heavy when full and light when empty.





We wanted to keep the coloured sand as we are seeing lots of great mark making from lines, swirls to pictures of family members. Some children are just enjoying the feel of the dry sand and how they can move it around the big tray, helping build muscles through those big gross movements. Some like to try and collect the sand, making 'mountains' of sand. Some children added in dinosaurs, they noticed their feet made tracks in the sand but also that if they made the dinosaur stomp really hard the sand moved and cleared around the dinosaur. Children could visibly see the sand jump up in the air. They noticed the harder the dinosaur stomped the higher the sand jumped up.



In the playdough children are enjoying using the scissors to snip it up into little pieces or looking at the marks they leave. Children have liked exploring the zig zag rollers, watching the pattern it leaves in the playdough and also exploring that if they keep going over the same area the roller will cut the playdough. We have added in cutters of the same shape but varied sizes, to help aid use of comparable language such as big, medium, small, bigger, smaller. Playdough is a great tool to help strengthen hand muscles.

Some children have been asking for opportunities to revisit dragon dancing from when we learnt about Chinese New Year. We added in some different coloured materials with shiny embroidery for children to use. Some children used these materials to dress up, they particularly liked having a big trail behind them.





To give children opportunity for creating their own transient art pictures. We have added frames and more of a variety of resources. Some children are demonstrating good levels of engagement and focus when choosing this activity. The resources are also used in home corner play, making drinks such as tea and coffee, or making food such as cakes and dinner.

Some children wanted bubbles, so we had a very bubbly time in nursery. Children used different things such as hula hoops, old willow sticks to make bubbles. Children noticed that they had to move the hoop or blow slowly to make bubbles.



After bubble exploration the bubble mixture was emptied onto the playground and children noticed they made foam when using the brush on the bubble mixture. They enjoyed making marks with the brushes and also noticed the marks their feet made. Lots of great engagement as well as good gross movements to help build children's core and physical strength and also so much fun.





Some children are really enjoying making their own creations with a variety of recycled resources. We have seen things such as collection boxes, houses, rockets... and some children are just exploring the glue and want to decorate their box with art resources or by cutting up different patterned paper and gluing them on all over. One child added feathers and pompoms into a milk carton and then carefully cello-taped the opening shut. The child then stood there with her eye to the top and raised the carton to watch all the items come closer and then moved it down, they had the biggest smile on their face, and they shared their experience with others.



In nursery we have been talking to our children about kindness. Using kind words, having kind hands, being kind to plants and creatures around us, treating toys and resources with kindness and looking after and showing kindness to those around us. Especially to those people who make us feel happy and safe. Not only does this make those around us feel good but it also makes us feel good and happy.